


# Super minds starter

E2


Unit 2 and 3

*My body & my family*



- 1**  **17** **WB p20** Listen and match. Say.

**Key:** 2 arms, 3 mouth, 4 legs, 5 ears, 6 head, 7 eyes


- 2**  **WB p21** Point. What does the monster say?

**Key:** I've got 3 ears. I've got 4 legs. I've got 3 eyes. I've got 2 arms.

- 2**  **18** **WB p20** Listen and colour.

**Key:** ears – pink, arms – blue, nose – green, eyes – blue, mouth – pink, head – yellow, legs – orange.

- 1**   **20** **WB p22** Listen. Trace and colour.

- 1**  **19** **WB p21** Listen to the monsters. Match.

**Key:** a 2, b 1, c 4, d 3

- 2** **WB p22** Look and match. Colour.

**Key:** 1 b, 2 a



**1**  **21** **WB p23** Listen to the monster. Circle ☒ or ☐.

**Key:** 1 ☐, 2 ☒, 3 ☐, 4 ☐, 5 ☒, 6 ☐



**2** **WB p23** Look and remember. Cover. Ask and answer.

**1**  **22** **WB p24** Listen and match.

**Key:** a 2, b 1, c 3

**2**  **23** **WB p24** Listen and circle.

**Key:** 5 a, 6 b

**1**   **WB p25** What's good? Draw 😊.


**Key:** 1 

**2**  **WB p25** Look and circle 😊 or 😞.

**Key:** Student's own answers.

**1**  **24** **WB p26** Listen and match. Say.

**Key:** a 3, b 1, c 2, d 5, e 4

**2**  **25** **WB p26** Listen and circle ☒ or ☐.

**Key:** 1 ☐, 2 ☐, 3 ☒, 4 ☐, 5 ☐

**3**  **26** **WB p27** Listen and colour.

**Key:** 1 red, 2 blue, 3 green, 4 yellow

**4**  **27** **WB p27** Listen and match.

**Key:** 1d, 2a, 3c, 4b




**1**  **28** **WB p28** Listen and colour.

**Key:** 1 blue, 2 orange, 3 green, 4 yellow, 5 pink, 6 red

**2** **WB p28** Look at the pictures again. Circle a face for you.

**Key:** Students own answers.

**1**  **WB p29** Look and say. Circle 😊 😐 or ☹️.

**2**  **WB p29** Draw your favourite monster.



**1**  **29** **WB p30** Listen and colour.

**Key:** 1 mum: pink, 2 dad: orange, 3 sister: green, 4 brother: yellow, 5 grandpa: red, 6 grandma: blue


**2** **WB p30** Look and match. Say.

**Key:** 1b, 2a, 3d, 4c, 5f, 6e


**1**  **30** **WB p31** Listen and circle.

**Key:** 1 dad, 2 brother, 3 sister, 4 grandma, 5 grandpa, 6 mum

**2**  **WB p31** Draw someone from your family. Circle.

**1**  **31** **WB p32** Listen. Write numbers.

**Key:** 1 dad, 2 grandpa, 3 grandma, 4 mum

**2**  **WB p32** Draw your family.





**1**  **32** **WB p33** Listen. Circle  
✓ or ✗.

**Key:** 1 ✗, 2 ✓, 3 ✗, 4 ✓, 5 ✓, 6 ✗

**1**  **33** **WB p34** Listen and  
match.


**Key:** a 3, b 4, c 2, d 1

**2** **WB p34** Look and match.

**Key:** 1b, 2a

**1**   **WB p35** What's  
good? Draw 😊.

**Key:** 1

**2**  **WB p35** Look at the  
family activities. Write 1, 2  
and 3.


**Key:** Student's own answers

- Ask the students to look at the pictures in the book. Ask: *Which is your number one?* Help them to write 1 under the picture they like most.

**Stronger students:** Students point and say: *My number 1.* for example.

**1**  **34** **WB p36** Listen and colour.

**Key:** 1 hen: orange, 2 dog: red, 3 duck: green, 4 cat: blue

**3**  **35** **WB p37** Listen and draw.

**Key:** cats > ducks > dogs > hens

**2**  **WB p36** Draw lines to make families.

**Key:** 1d, 2b, 3a, 4c

**4** **WB p37** Look and find your favourite family. Draw 😊.

**Key:** Students' own answers





**1**  **36** **WB p38** Listen and colour. Say.

**Key:** 1 red, 2 green, 3 blue, 4 yellow, 5 orange

**2** **WB p38** Look at the pictures again. Circle 😊 or ☹.

**Key:** Students own answers

**1** **WB p39** Look and say. Circle 😊 or ☹.

**2**  **WB p39** Complete the family and colour. Say.



Bye

A cartoon illustration of a girl and a boy. The girl on the left has brown curly hair, a pink headband, and a pink shirt with a star. The boy on the right has dark blue hair, an orange shirt, and dark shorts. Both are waving their right hands. They are standing on small grey shadows.